

BATTLETECH™

BATTLEMECH RECORD SHEET

'MECH DATA

Type: Jinggaun JN-G9B

Movement Points:

Walking: 5 [6]

Running: 8 [12]

Jumping: 5

Engine Type: 325 XL

Tonnage: 65

Tech Base: Mixed

Rules Level: Standard

Weapons & Equipment Inventory

Qty	Type	Loc	Ht	Dmg	Min	Sht	Med	Lng
4	ER Medium Laser (IS)	LA	5	5 [DE]	—	4	8	12
1	ER PPC (C)	RA	15	15 [DE]	—	7	14	23
1	Medium X-Pulse Laser	RA	6	6 [P]	—	3	6	9

(hexes)

Quirks: Narrow/Low Profile, Weak Head Armor (2)

BV: 2,747

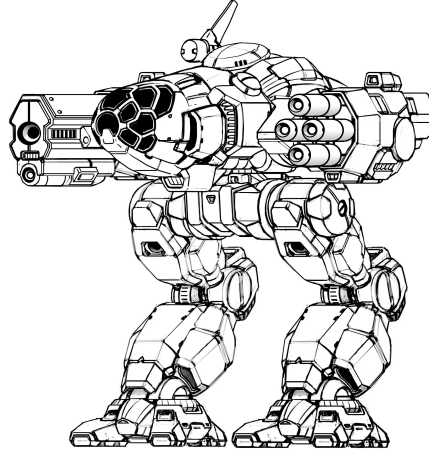


WARRIOR DATA

Name: _____

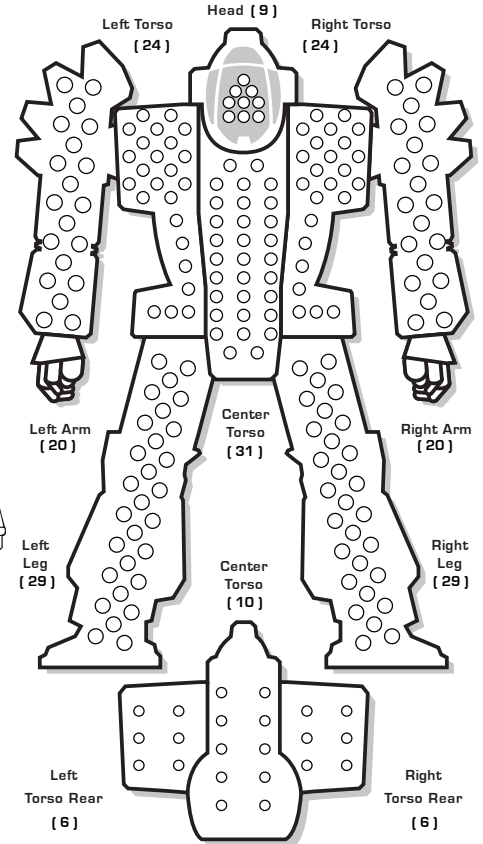
Gunnery Skill: _____ Piloting Skill: _____

Hits Taken	1	2	3	4	5	6
Consciousness #	3	5	7	10	11	Dead



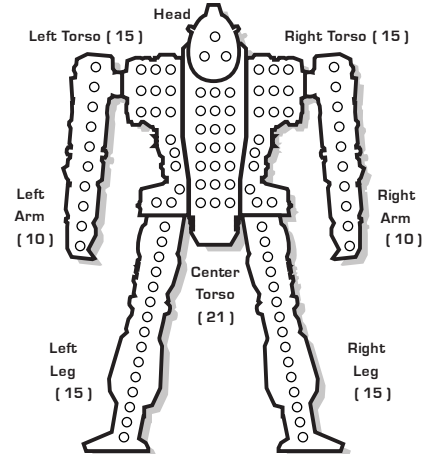
ARMOR DIAGRAM

Standard Armor



INTERNAL STRUCTURE DIAGRAM

Endo Steel



Heat Scale

Overflow

30*
29
28*
27
26*
25*
24*
23*
22*
21
20*
19*
18*
17*
16
15*
14*
13*
12
11
10*
9
8*
7
6
5*
4
3
2
1
0

CRITICAL TABLE

Left Arm

- Shoulder
- Upper Arm Actuator
- ER Medium Laser
- ER Medium Laser
- ER Medium Laser
- ER Medium Laser

1-3

- Endo Steel
- Endo Steel
- Endo Steel
- Triple Strength Myomer
- Triple Strength Myomer
- Triple Strength Myomer

4-6

Left Torso

- XL Fusion Engine
- XL Fusion Engine
- XL Fusion Engine
- Double Heat Sink
- Double Heat Sink
- Double Heat Sink

1-3

- Double Heat Sink
- Double Heat Sink
- Double Heat Sink

4-6

- Endo Steel
- Endo Steel
- Endo Steel

Left Leg

- Hip
- Upper Leg Actuator
- Lower Leg Actuator
- Foot Actuator
- Jump Jet
- Jump Jet

Head

- Life Support
- Sensors
- Cockpit
- Endo Steel
- Sensors
- Life Support

1-3

Center Torso

- XL Fusion Engine
- XL Fusion Engine
- XL Fusion Engine
- Gyro
- Gyro
- Gyro

4-6

- Gyro
- XL Fusion Engine
- XL Fusion Engine
- XL Fusion Engine
- Jump Jet
- Supercharger

Right Arm

- Shoulder
- Upper Arm Actuator
- ER PPC (Clan)
- ER PPC (Clan)
- Medium X-Pulse Laser
- Endo Steel

1-3

- Endo Steel
- Endo Steel
- Endo Steel
- Triple Strength Myomer
- Triple Strength Myomer
- Triple Strength Myomer

4-6

Right Torso

- XL Fusion Engine
- XL Fusion Engine
- XL Fusion Engine
- Double Heat Sink
- Double Heat Sink
- Double Heat Sink

1-3

- Double Heat Sink
- Double Heat Sink
- Double Heat Sink

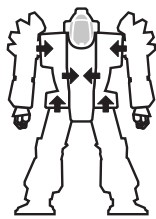
4-6

- Endo Steel
- Endo Steel
- Endo Steel

Right Leg

- Hip
- Upper Leg Actuator
- Lower Leg Actuator
- Foot Actuator
- Jump Jet
- Jump Jet

Engine Hits ○○○○
Gyro Hits ○○○○
Sensor Hits ○○○○
Life Support ○



Damage Transfer Diagram

BATTLETECH™

BATTLEMECH RECORD SHEET

'MECH DATA

Type: Jinggaau JN-G8Ar

Movement Points:

Walking: 5

Running: 8

Jumping: 5

Engine Type: 325 XL

Tonnage: 65

Tech Base: Mixed

Rules Level: Standard

Weapons & Equipment Inventory

Qty	Type	Loc	Ht	Dmg	Min	Sht	Med	Lng
4	ER Medium Laser [C]	LA	5	7 [DE]	—	5	10	15
1	Gauss Rifle [C]	RA	1	15 [DB,X]	2	7	15	22
1	Medium Pulse Laser [C]	RA	4	7 [P]	—	4	8	12
1	ECM Suite	CT	—	[E]	—	—	—	6
1	ER Small Laser [C]	HD	2	5 [DE]	—	2	4	6

Ammo: [Gauss] 16

Quirks: Narrow/Low Profile, Weak Head Armor [2]

BV: 2,730

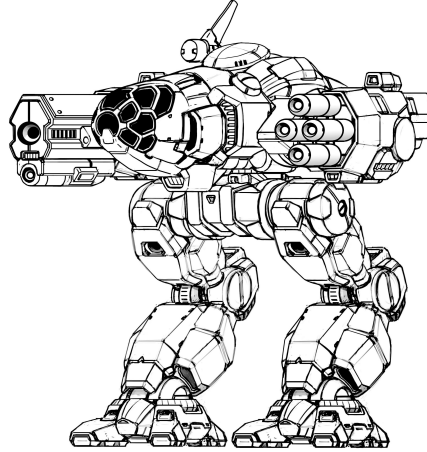


WARRIOR DATA

Name: _____

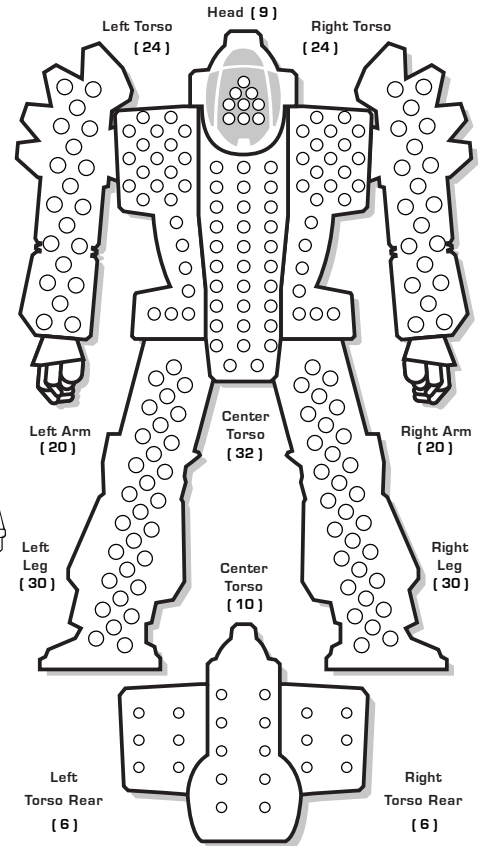
Gunnery Skill: _____ Piloting Skill: _____

Hits Taken	1	2	3	4	5	6
Consciousness #	3	5	7	10	11	Dead



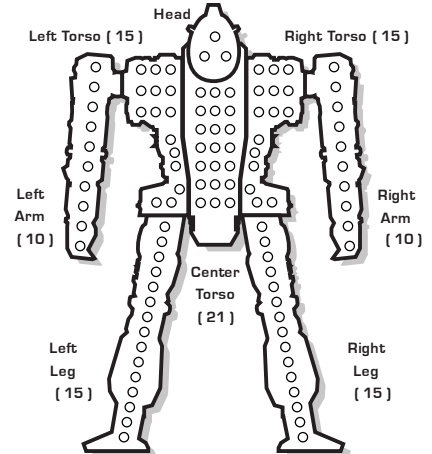
ARMOR DIAGRAM

Ferro-Fibrous



INTERNAL STRUCTURE DIAGRAM

Endo Steel



Heat Scale

Overflow

30*
29
28*
27
26*
25*
24*
23*
22*
21
20*
19*
18*
17*
16
15*
14*
13*
12
11
10*
9
8*
7
6
5*
4
3
2
1
0

CRITICAL TABLE

Left Arm

- Shoulder
- Upper Arm Actuator
- ER Medium Laser [Clan]
- ER Medium Laser [Clan]
- ER Medium Laser [Clan]
- ER Medium Laser [Clan]

1-3

- Endo Steel
- Endo Steel
- Endo Steel
- Endo Steel
- Ferro-Fibrous [Clan]
- Ferro-Fibrous [Clan]

4-6

Left Torso

- XL Fusion Engine
- XL Fusion Engine
- XL Fusion Engine
- [Double Heat Sink [Clan]
- [Double Heat Sink [Clan]
- Endo Steel

1-3

- Endo Steel
- Endo Steel
- Endo Steel
- Endo Steel
- Ferro-Fibrous [Clan]
- Ferro-Fibrous [Clan]

4-6

Left Leg

- Hip
- Upper Leg Actuator
- Lower Leg Actuator
- Foot Actuator
- Jump Jet
- Jump Jet

Head

- Life Support
- Sensors
- Cockpit
- ER Small Laser [Clan]
- Sensors
- Life Support

1-3

Center Torso

- XL Fusion Engine
- XL Fusion Engine
- XL Fusion Engine
- Gyro
- Gyro
- Gyro

4-6

- Gyro
- XL Fusion Engine
- XL Fusion Engine
- XL Fusion Engine
- Jump Jet
- ECM Suite [Clan]

Right Arm

- Shoulder
- Upper Arm Actuator
- Gauss Rifle [Clan]
- Gauss Rifle [Clan]
- Gauss Rifle [Clan]
- Gauss Rifle [Clan]

1-3

- Gauss Rifle [Clan]
- Gauss Rifle [Clan]
- Medium Pulse Laser [Clan]
- Endo Steel
- Endo Steel
- Ferro-Fibrous [Clan]

4-6

Right Torso

- XL Fusion Engine
- XL Fusion Engine
- XL Fusion Engine
- [Double Heat Sink [Clan]
- [Double Heat Sink [Clan]
- Ammo [Gauss] 8

1-3


- Ammo [Gauss] 8
- Endo Steel
- Endo Steel
- Endo Steel
- Ferro-Fibrous [Clan]
- Ferro-Fibrous [Clan]

4-6

Right Leg

- Hip
- Upper Leg Actuator
- Lower Leg Actuator
- Foot Actuator
- Jump Jet
- Jump Jet

Engine Hits ○○○○
Gyro Hits ○○○○
Sensor Hits ○○○○
Life Support ○



Damage Transfer Diagram

BATTLETECH™

BATTLEMECH RECORD SHEET

'MECH DATA

Type: Jinggaun JN-G7Lr

Movement Points:

Walking: 5

Running: 8

Jumping: 5

Engine Type: 325 XL

Tonnage: 65

Tech Base: Mixed

Rules Level: Standard

Weapons & Equipment Inventory

(hexes)

Qty	Type	Loc	Ht	Dmg	Min	Sht	Med	Lng
6	ER Medium Laser [C]	LA	5	7 [DE]	—	5	10	15
2	Plasma Rifle	RA	10	10 [DE,H]	—	5	10	15
1	ER Small Laser [C]	HD	2	5 [DE]	—	2	4	6

Ammo: [Plasma Rifle] 30

Quirks: Narrow/Low Profile, Weak Head Armor [2]

BV: 2,703

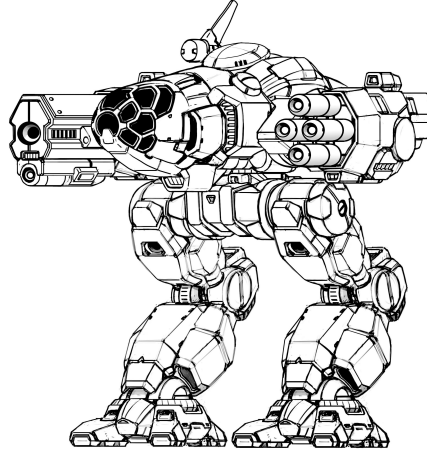


WARRIOR DATA

Name: _____

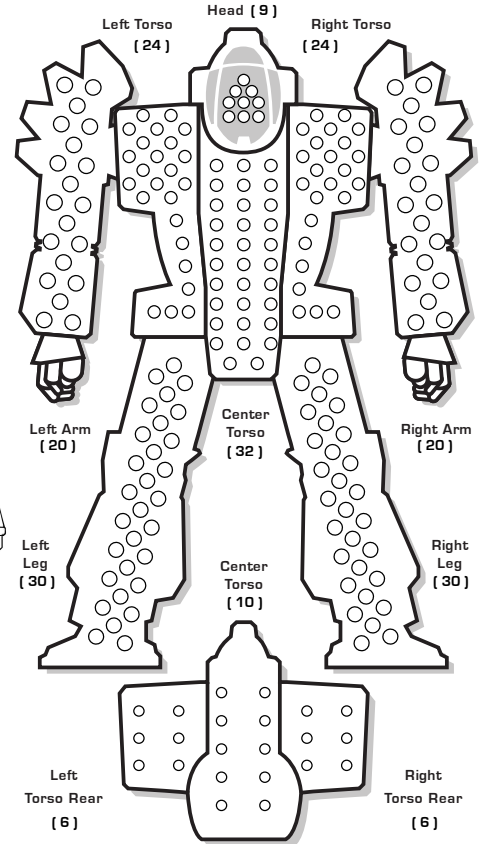
Gunnery Skill: _____ Piloting Skill: _____

Hits Taken	1	2	3	4	5	6
Consciousness #	3	5	7	10	11	Dead



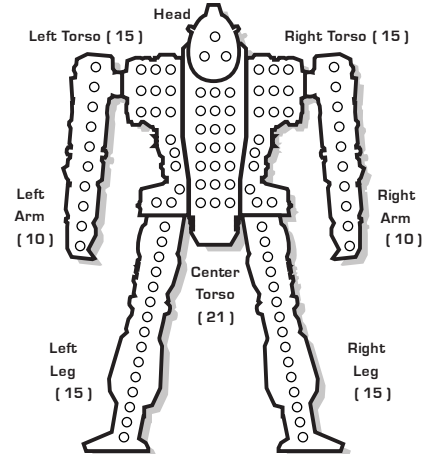
ARMOR DIAGRAM

Ferro-Fibrous



INTERNAL STRUCTURE DIAGRAM

Endo Steel



Heat Scale

Overflow

30*
29
28*
27
26*
25*
24*
23*
22*
21
20*
19*
18*
17*
16
15*
14*
13*
12
11
10*
9
8*
7
6
5*
4
3
2
1
0

CRITICAL TABLE

Left Arm

- Shoulder
- Upper Arm Actuator
- ER Medium Laser [Clan]
- ER Medium Laser [Clan]
- ER Medium Laser [Clan]
- ER Medium Laser [Clan]

1-3

- ER Medium Laser [Clan]
- ER Medium Laser [Clan]
- Endo Steel
- Endo Steel
- Endo Steel
- Ferro-Fibrous [Clan]

4-6

Left Torso

- XL Fusion Engine
- XL Fusion Engine
- XL Fusion Engine
- [Double Heat Sink [Clan]
- [Double Heat Sink [Clan]
- Endo Steel

1-3

- Endo Steel
- Endo Steel
- Endo Steel

4-6

- Ferro-Fibrous [Clan]
- Ferro-Fibrous [Clan]
- Roll Again

Left Leg

- Hip
- Upper Leg Actuator
- Lower Leg Actuator
- Foot Actuator
- Jump Jet
- Jump Jet

Head

- Life Support
- Sensors
- Cockpit
- ER Small Laser [Clan]
- Sensors
- Life Support

1-3


Center Torso

- XL Fusion Engine
- XL Fusion Engine
- XL Fusion Engine
- Gyro
- Gyro
- Gyro

4-6

- Gyro
- XL Fusion Engine
- XL Fusion Engine
- XL Fusion Engine
- Jump Jet
- Ferro-Fibrous [Clan]

Engine Hits ○○○○
Gyro Hits ○○○
Sensor Hits ○○○
Life Support ○



Damage Transfer Diagram

Right Arm

- Shoulder
- Upper Arm Actuator
- Plasma Rifle
- Plasma Rifle
- Plasma Rifle
- Plasma Rifle

1-3

- Ammo [Plasma Rifle] 10
- Endo Steel
- Endo Steel
- Endo Steel
- Endo Steel
- Ferro-Fibrous [Clan]

4-6

Right Torso

- XL Fusion Engine
- XL Fusion Engine
- XL Fusion Engine
- [Double Heat Sink [Clan]
- [Double Heat Sink [Clan]
- Ammo [Plasma Rifle] 10

1-3

- Ammo [Plasma Rifle] 10
- Endo Steel
- Endo Steel

4-6

- Ferro-Fibrous [Clan]
- Ferro-Fibrous [Clan]

Right Leg

- Hip
- Upper Leg Actuator
- Lower Leg Actuator
- Foot Actuator
- Jump Jet
- Jump Jet

BATTLETECH™

BATTLEMECH RECORD SHEET

'MECH DATA

Type: Jingga JN-G9CCr

Movement Points:

Walking: 5

Running: 8 [10]

Jumping: 0

Engine Type: 325 XL

Tonnage: 65

Tech Base: Mixed

Rules Level: Advanced

Weapons & Equipment Inventory

Qty	Type	Loc	Ht	Dmg	Min	Sht	Med	Lng
3	Small VSP Laser	LA	3	5/4/3 [P,V]	-	2	4	6
1	ER PPC [C]	RA	15	15 [DE]	-	7	14	23
1	Large VSP Laser	RA	10	11/9/7 [P,V]	-	4	8	15
1	Active Probe [Beagle]	RT	-	[E]	-	-	-	4
1	ECM Suite [Guardian]	RT	-	[E]	-	-	-	6

(hexes)

Quirks: Narrow/Low Profile, Weak Head Armor [2]

BV: 2,058



WARRIOR DATA

Pilot: _____

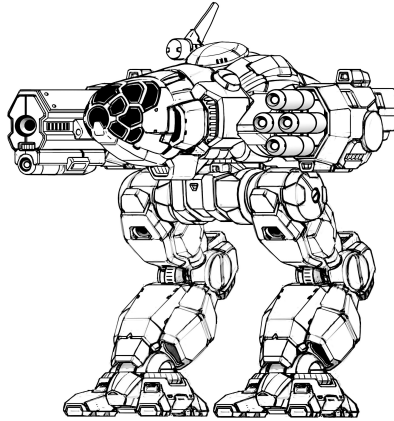
Gunnery Skill: _____ Piloting Skill: _____

Hits Taken	1	2	3	4	5	6
Consciousness #	3	5	7	10	11	Dead

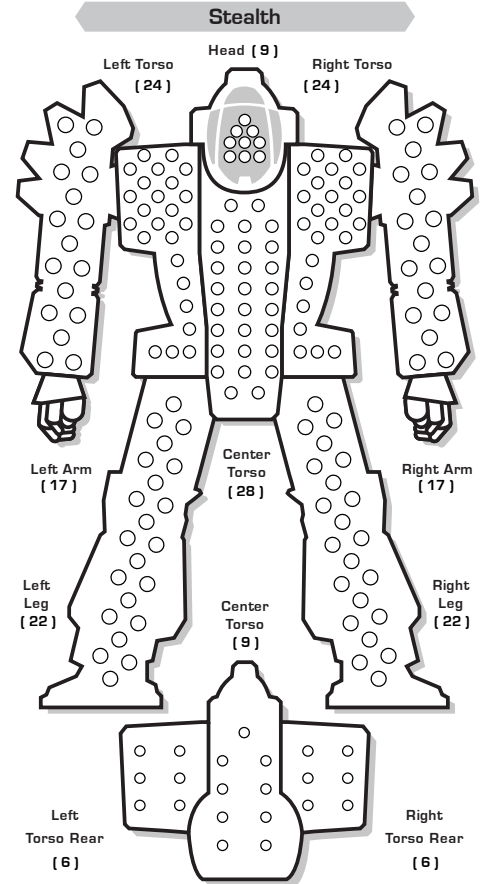
Commander: _____

Gunnery Skill: _____ Piloting Skill: _____

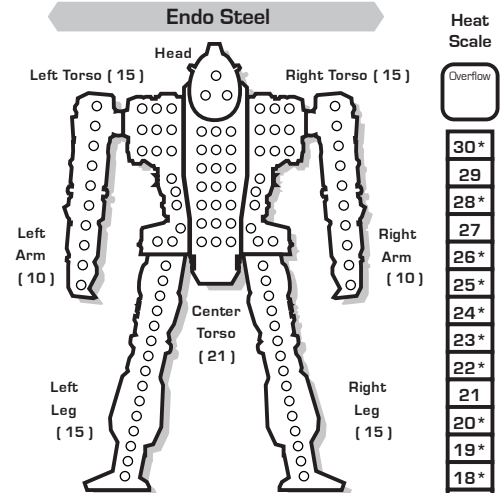
Hits Taken	1	2	3	4	5	6
Consciousness #	3	5	7	10	11	Dead



ARMOR DIAGRAM




INTERNAL STRUCTURE DIAGRAM



CRITICAL TABLE

Location	1	2	3	4	5	6
Left Arm	1. Shoulder	2. Upper Arm Actuator	3. Small VSP Laser	4. Small VSP Laser	5. Small VSP Laser	6. Endo Steel
Right Arm	1. Shoulder	2. Upper Arm Actuator	3. ER PPC [Clan]	4. ER PPC [Clan]	5. Large VSP Laser	6. Large VSP Laser
Center Torso	1. XL Fusion Engine	2. XL Fusion Engine	3. XL Fusion Engine	4. XL Gyro	5. XL Gyro	6. XL Gyro
Left Torso	1. XL Fusion Engine	2. XL Fusion Engine	3. XL Fusion Engine	4. MASC	5. MASC	6. MASC
Right Torso	1. XL Fusion Engine	2. XL Fusion Engine	3. XL Fusion Engine	4. Active Probe [Beagle]	5. Active Probe [Beagle]	6. ECM Suite [Guardian]
Left Leg	1. Hip	2. Upper Leg Actuator	3. Lower Leg Actuator	4. Foot Actuator	5. Stealth	6. Stealth
Right Leg	1. Hip	2. Upper Leg Actuator	3. Lower Leg Actuator	4. Foot Actuator	5. Stealth	6. Stealth

Engine Hits ○○○○
Gyro Hits ○○○○
Sensor Hits ○○○○
Life Support ○



Damage Transfer Diagram

HEAT DATA

Heat Level*	Effects	Double Heat Sinks:
30	Shutdown	○ ○
28	Ammo Exp, avoid on 8+	○ ○ ○
26	Shutdown, avoid on 10+	○ ○ ○ ○
25	-5 Movement Points	○ ○ ○ ○ ○
24	+4 Modifier to Fire	○ ○ ○ ○ ○ ○
23	Ammo Exp, avoid on 6+	○ ○ ○ ○ ○ ○ ○
22	Shutdown, avoid on 8+	○ ○ ○ ○ ○ ○ ○ ○
20	-4 Movement Points	○ ○ ○ ○ ○ ○ ○ ○ ○
19	Ammo Exp, avoid on 4+	○ ○ ○ ○ ○ ○ ○ ○ ○ ○
18	Shutdown, avoid on 6+	○ ○ ○ ○ ○ ○ ○ ○ ○ ○ ○
17	+3 Modifier to Fire	○ ○ ○ ○ ○ ○ ○ ○ ○ ○ ○ ○
15	-3 Movement Points	○ ○ ○ ○ ○ ○ ○ ○ ○ ○ ○ ○ ○
14	Shutdown, avoid on 4+	○ ○ ○ ○ ○ ○ ○ ○ ○ ○ ○ ○ ○ ○
13	+2 Modifier to Fire	○ ○ ○ ○ ○ ○ ○ ○ ○ ○ ○ ○ ○ ○ ○
10	-2 Movement Points	○ ○ ○ ○ ○ ○ ○ ○ ○ ○ ○ ○ ○ ○ ○ ○
8	+1 Modifier to Fire	○ ○ ○ ○ ○ ○ ○ ○ ○ ○ ○ ○ ○ ○ ○ ○ ○
5	-1 Movement Points	○ ○ ○ ○ ○ ○ ○ ○ ○ ○ ○ ○ ○ ○ ○ ○ ○ ○

Heat Scale

Overflow

30*
29
28*
27
26*
25*
24*
23*
22*
21
20*
19*
18*
17*
16
15*
14*
13*
12
11
10*
9
8*
7
6
5*
4
3
2
1
0